



THE MEM EDGE

August 27, 2025 | Midweek Report

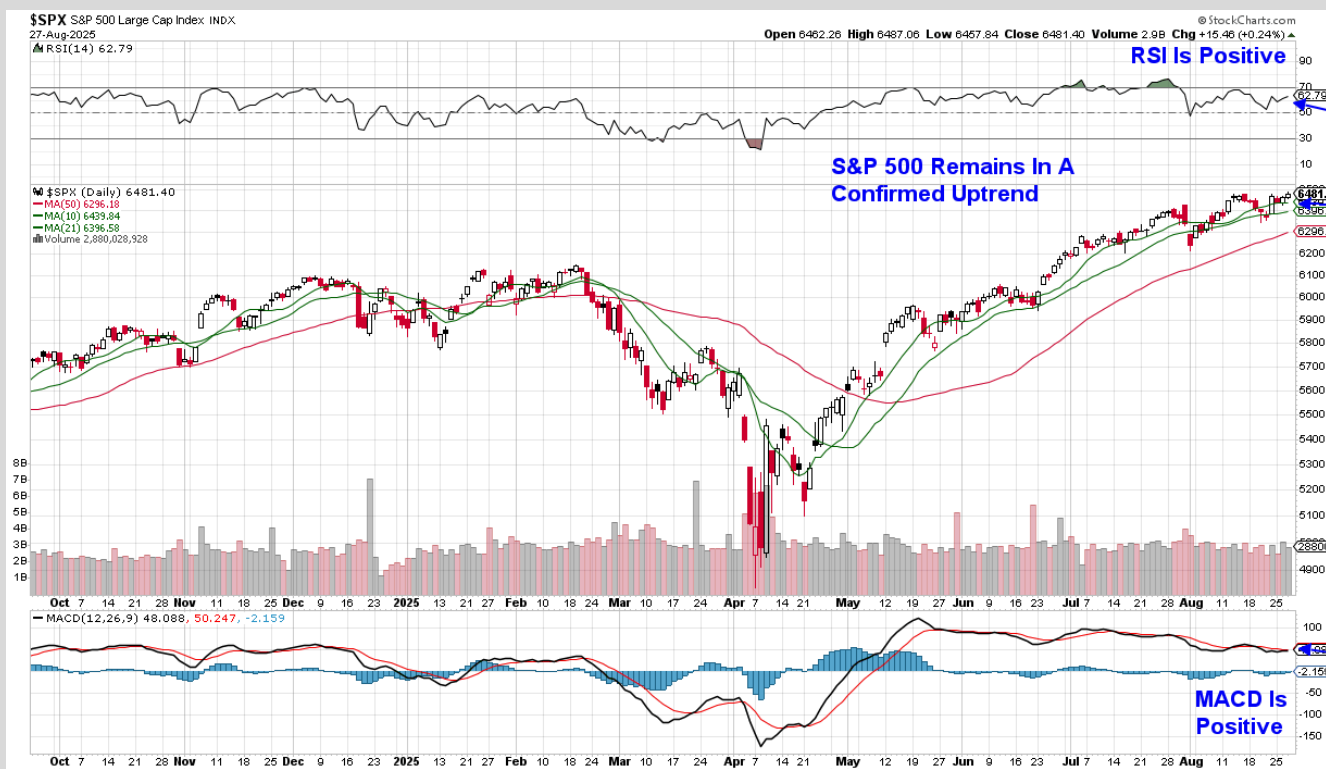
Impactful News This Week

- NVDA Falls After Hours, Following Lower Than Expected Data Center Sales
- EU Moves Toward Removing Tariffs On U.S. Industrial Goods
- Adding EMCOR (EME) Back To Our Suggested Holdings List

Important News Later This Week

- Ulta (ULTA) Earnings Due Tomorrow
- GDP Data On Thursday
- Core PCE Inflation Data Due On Friday

Daily Chart of S&P 500



The S&P 500 and the Nasdaq Composite both closed the day in an uptrend after gaining less than ½%.

This bullish bias may shift tomorrow however, as Nvidia (**NVDA**) is trading lower after hours following a miss on data center sales and concerns regarding a tepid outlook for growth going forward. The lack of sales guidance for China this quarter also pushed the stock lower.

A check on the other AI-driven Semiconductor stocks on our List shows a modest pullback after hours, ranging from -0.8% to -1.2% (**AVGO**, **TSM**, and **RMBS**).

Tower Semiconductor (**TSEM**) does not trade after hours due to its lower liquidity; however, the stock has gained 7.8% so far this week as enthusiasm regarding their new AI-related partnerships continues to propel the stock higher.

Palantir (**PLTR**) is clinging to its 50-day moving average, which is now 1.2% below its close today. With the RSI in negative territory and the MACD close to turning negative, owners will want to lighten up on a break below its 50-day moving average.

Longer-term investors can stay with **PLTR**, as the weekly chart remains in a bullish position.

Software stocks overall are trading in line with the markets; however, Applovin (**APP**), Roblox (**RBLX**), and Cloudflare (**NET**) from our List are all higher by an average of 4.5%. Their marked-up charts are below.

After hours today, widely followed software stock Snowflake (**SNOW**) is up sharply after reporting strong quarterly results. The company also raised their growth guidance for the year due to expansion in their AI and data center markets.

Nuclear energy provider Oklo (**OKLO**) has gained 4% due to a Wall Street upgrade from Bank of America. The stock is a hair away from a bullish setup, and the chart is below.

Bank stocks are continuing their advance that began last week after Powell left the door open for a possible rate cut next month.

Bank of NY (**BK**) and PNC Financial (**PNC**) are both up just under 2.5% and in bullish positions from which to trade higher. Their charts are below. JP Morgan (**JPM**) is also in a strong buy zone.

Interactive Brokers (**IBKR**) is pulling back this week despite the announcement that the stock will be added to the S&P 500 Index. The stock remains in a near-term downtrend.

Construction-related stocks such as MasTec (**MTZ**) are outperforming, and the stock is now in a buy zone after closing above its 21-day moving average with a positive RSI and MACD.

Today, we are adding EMCOR (**EME**) back to our Suggested Holdings List after the stock closed above its 21-day moving average with a positive RSI and MACD. The stock is in a buy zone.

Caterpillar (**CAT**) is in a strong buy zone after pulling back slightly to its 5-day moving average. The stock is forming a bullish flag formation, and the MACD posted a bullish crossover.

The market's reaction to Nvidia's less-than-stellar earnings report tomorrow will set the stage for other AI-related stocks - particularly Semiconductors. At this time, the Semis on our List remain in an uptrend.

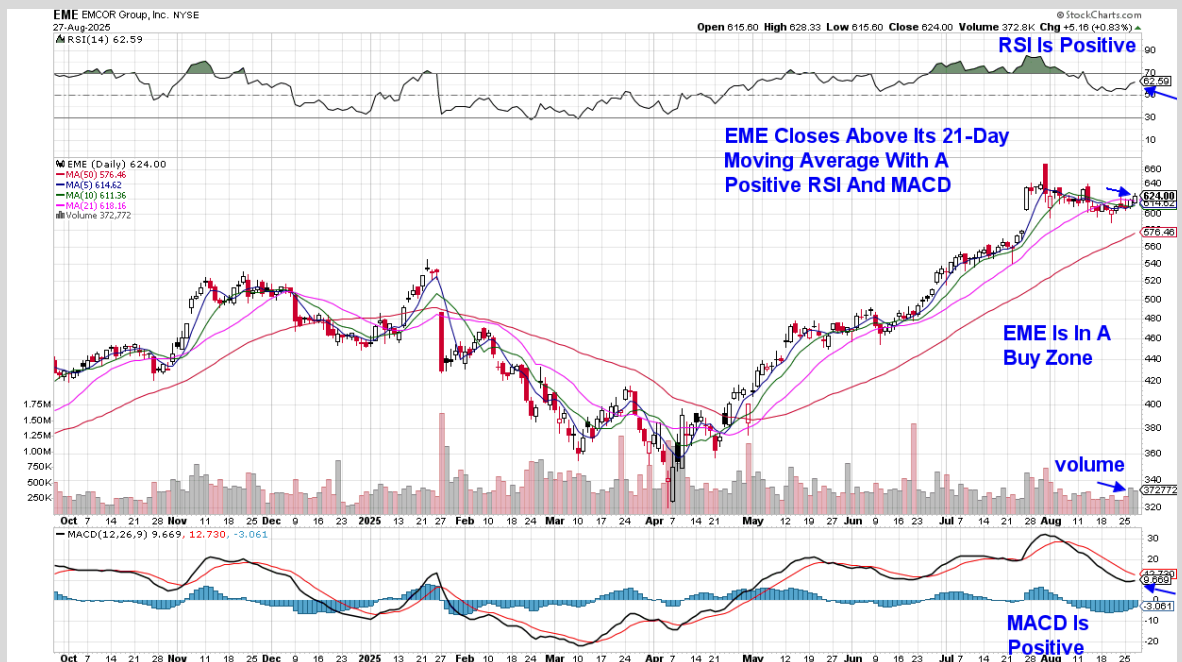
Among AI stocks, Palantir (**PLTR**) is at the most risk of entering a near-term downtrend as a close below its 50-day moving average on volume would be a negative.

Defensive areas of the market, such as Staples, Utilities, and Healthcare, are the worst performing, with Technology, Tech, and Financials outperforming. Energy stocks are the top performing, however, light volume and flat oil prices make this move less interesting.

Have a nice, long weekend, and you can look for this weekend's report on Monday!

NEW BUY IDEAS

Daily Chart of EMCOR Group, Inc. (EME)



STOCKS ON THE MOVE THIS WEEK

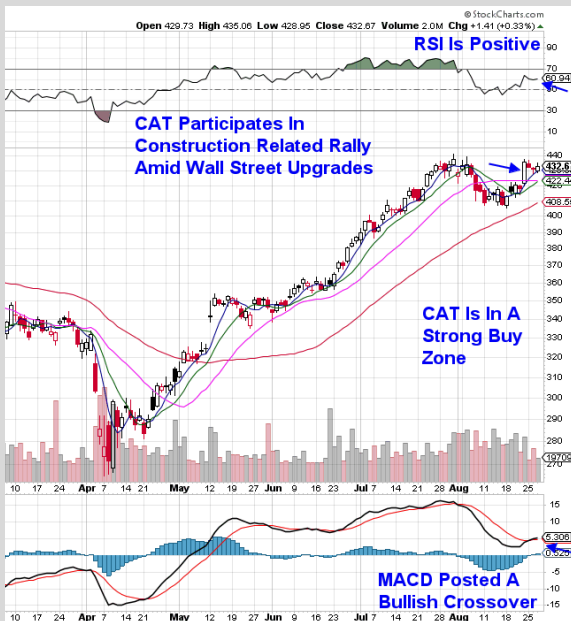
Daily Chart of APP



Daily Chart of BK



Daily Chart of CAT

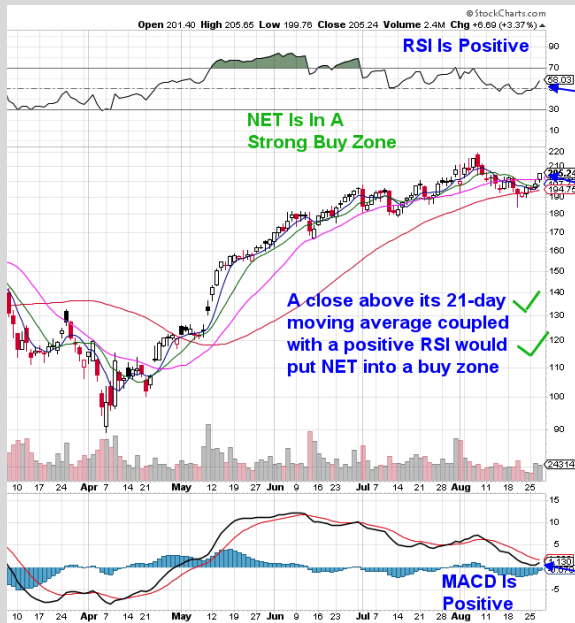


Daily Chart of IBKR



STOCKS ON THE MOVE THIS WEEK

Daily Chart of NET



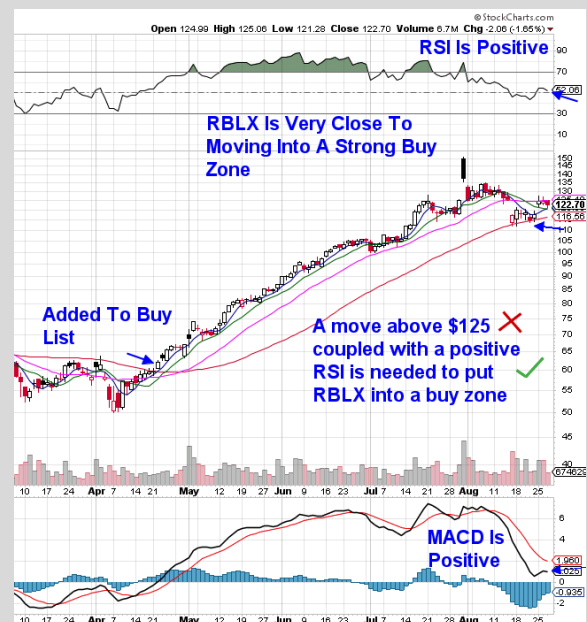
Daily Chart of NFLX



Daily Chart of OKLO

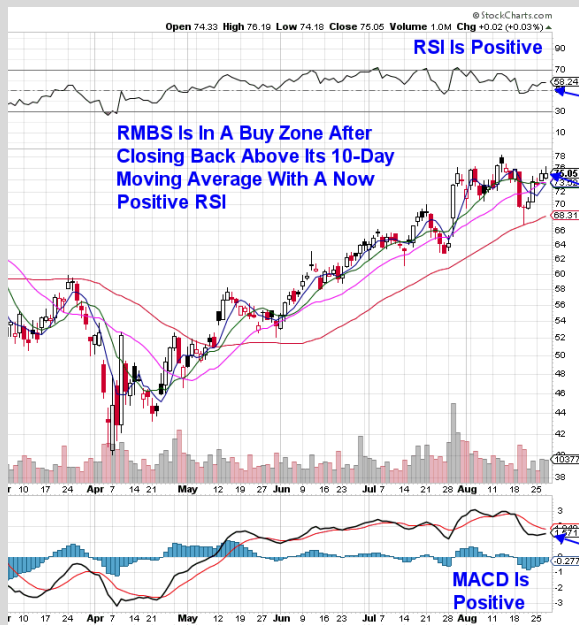


Daily Chart of RBLX



STOCKS ON THE MOVE THIS WEEK

Daily Chart of RMBS



Daily Chart of TSEM

